

# Bathroom of the Week: Spa-Like Makeover in Sausalito

A tiled feature wall and a sliding vanity mirror that preserves views of San Francisco Bay stand out in this remodel



**Bryan Anthony** February 23, 2021

[More](#)

♡ Save

💬 Comment 17

👍 Like 58

🔗 Share

This North Carolina couple were blown away by the magnificent views of San Francisco Bay from nearly every room in their recently purchased second home in Sausalito, California. When they reached out to designer Jennifer Wundrow to transform the master bathroom into a spa-like setting, preserving those views was at the top of their wish list.

The freshly remodeled space now features a deep soaking tub in bold graphite, a feature wall covered in stylish tile and a custom sliding vanity mirror created with the stunning bay views in mind.



*Photos by Thomas Kuoh*

## Bathroom at a Glance

**Who lives here:** A North Carolina couple who use this home as their second residence

**Location:** Sausalito, California





Bathroom Accessories



Wall & Floor Tile

## People who



A Too-Big Master Bathroom Full of

**Size:** About 180 square feet (17 square meters)  
**Designer:** Jennifer Wundrow Interior Design

The remodeled master bathroom stayed within the existing footprint, but nearly everything within it was replaced, including the floors, ceiling, walk-in shower, bathtub and double vanity.

“Their home in North Carolina is very traditional,” Wundrow says. “They wanted this home to be more contemporary and streamlined. The views are the star, so we didn’t want to distract from them with too many details or color.”

The original windows seen here received a fresh coat of white paint and custom Roman shades in linen. Wundrow added a freestanding black metal towel rack, avoiding the need for an abundance of hooks on the walls.

Find a bathroom designer on Houzz



**Before:** The existing bathroom, last remodeled in the 1990s, had beige ceramic floor tiles, a wood-paneled ceiling and a bulky built-in bathtub.

Before and After: 6 Dream Bathrooms That Free the Tub



**After:** A sleek composite resin freestanding tub in graphite replaced the built-in one. An industrial light fixture above the tub adds a warm glow at night. The wood stool next to the tub is an ideal spot to place accessories or a glass of wine while taking a bath.



## Related Projects

Arlington Gen

Cibolo Genera

Eagan Genera

Goodlettsville

Hainesport Ge

New Bern Ger

Pooler Genera



New wood-look porcelain floor tiles replaced the beige ceramic ones. “The house has white oak floors throughout, so these new floor tiles fit right in,” Wundrow says.

[Shop for a freestanding bathtub](#)

Salem Genera

Arlington Gen

Cibolo Genera



Jennifer Wundrow Interior Design, Inc.

Wundrow covered the entire back wall of the bathroom in a custom layout of white, cream and gray picket tile from Fireclay Tile.

“I laid the tile out in a pattern that gives off a subtle ombre effect without being too distracting,” the designer says.

The shower has a niche to hold bathing products, a floating bench made of white quartz and pewter-finished fixtures.



Before Photo

Bryan Anthony

FOR BRANDS





**Before:** This photo was taken from the bedroom, which is a few steps below the bathroom. The former double vanity had a wood built-in above it with overhead lights and mirrors on both sides.

#### Before and After: 4 Bathrooms With Dashing Double Vanities



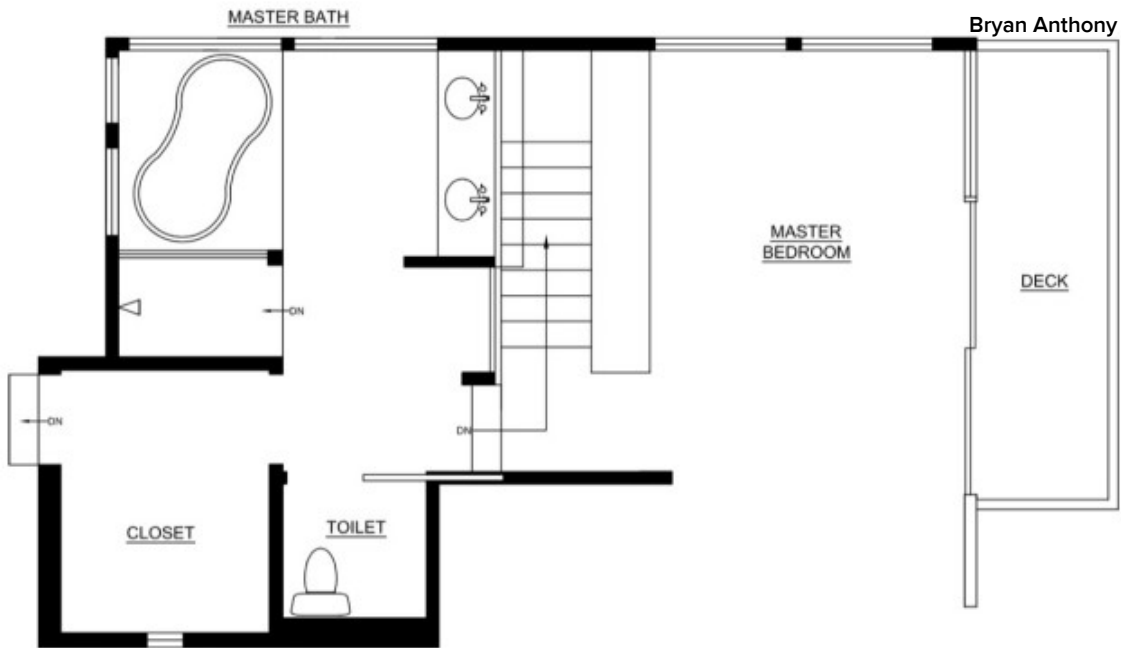
**After:** Wundrow designed a custom sliding vanity mirror on a black metal frame that works like a sliding barn door. “I was initially going to add two small sliding mirrors, but the owners wanted to preserve as much of the bay views out the bedroom windows as possible, so I only added one mirror.”

The custom floating vanity is stained oak with matte black hardware. A heating vent tucked beneath the bottom of the vanity is ideal for warming toes on cold mornings.



This photo highlights the metal track for the mirror. The chunky white quartz countertop adds heft to the space. The sink fixtures and towel bar are in the same pewter finish found in the shower.

© 2019 JENNIFER WUNDROW



The floor plan shows the location of the walk-in closet and the enclosed toilet (not seen in the photos).

### More on Houzz

[Read more bathroom stories](#)

[Browse bathroom photos](#)

[Look for a bathroom designer near you](#)

[Shop for bathroom accessories](#)

♡ Save

💬 Comment | 17

👍 Like | 58

🔗 Share

Related Searches: [Bathroom Remodel](#) [Master Bedroom](#) [Walk-In Closets](#) [Bathroom Design](#) [Bathroom Makeovers](#) [Bathroom of the Week](#) [Bathroom Photos](#) [Bathroom Ideas](#)

See 17 comments ▼

## Explore Related Topics

[Bathroom Design](#)

[Bathroom Makeovers](#)

[Bathroom of the Week](#)

## Read Related Stories

